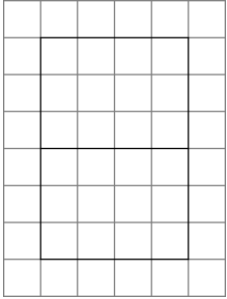
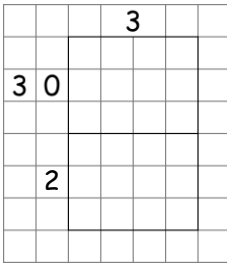
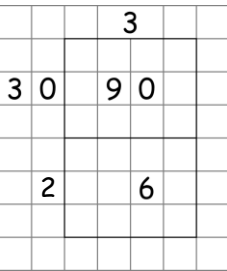
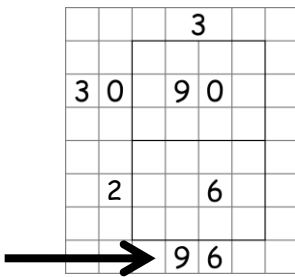


Task Planner for Grid multiplication

Step	What to do	How it should look (for 3 X 32)	✓
1	Decide how big your grid needs to be (how many digits in each number?)		
2	Draw your grid (make sure the boxes are big enough)		
3	Partition the numbers and write them around the grid		
4	Multiply the numbers by each other		
5	Add up all the numbers in the grid		
6	Write the answer to the multiplication	3 X 32 = 96	